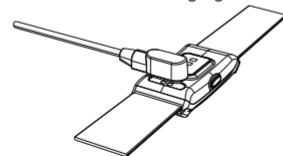




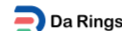
Bymuse Active  
**USER MANUAL**  
SMART BRACELET

## Charging and Active

Charge the device fully to activate before first use.  
To charge your device, plug the charging cable into the adapter or USB port on your computer or wall.  
> A flashing red light indicates that the bracelet is charging.  
> A flashing green light indicates that the bracelet has finished charging.

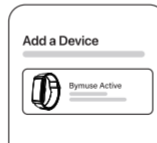


## Downloading the App



Scan QR Code and Download

## Pairing



Select your band in the app and pair it.

## Function

**Long press the button:**  
Power on -->Flash green light twice and vibrate  
Shutdown -->Flashes red light twice and vibrates  
**Single press the button:**  
Red light on -->App not connected  
Green light on -->App connected

## Reminder

Call and alarm: green light flashes for 30 seconds and vibrates, press the button to cancel the reminder.  
Message reminder: flashing green light and vibrating.  
Looking for band: The colored light flashes and vibrates  
Battery level below 5%: red light on once per second  
Battery level below 1%: Automatic shutdown  
\*Note: Vibration can be turned off within the app.

## Extra Caution

**Using in Wet Conditions**Your device is water-resistant, which means it is rain-proof and splash-proof and can withstand the sweatiest workout.

*Note:* We do not recommend swimming with your Smart Band or howering with it. Although the water won't hurt the device, wearing it 24/7 does not give your skin a chance to breathe. Whenever you get your bracelet wet, dry it thoroughly before putting it back on.

- The Smart Band and charger contain components and radios that emit electromagnetic fields. These electromagnetic fields and magnets may interfere with the operation of pacemakers, defibrillators or other medical devices.
- Keep a safe distance between the medical device and the Smart Band.
- Stop using the Smart Band if you suspect it is interfering with your pacemaker, defibrillators or other

- medical device.
- Skin irritations: The Smart Band can cause skin irritation if not cleaned properly. Regularly clean the Smart Band with a soft, lint-free cloth. In the event of any type of skin reaction, stop using the Smart Band. If the problem persists, see your doctor.
  - When using the Smart Band in areas where the air is very dry, it is easy to accumulate static electricity, so you may feel a small electrostatic discharge from the Smart Band on your wrist. To minimize this risk, avoid using the Smart Band in extremely dry environments, or touch a grounded, unpainted metal object before putting on the Smart Band.
  - Discoloration of the connector and the bottom of the Smart Band after continued use is considered normal. Dirt, debris, and exposure to moisture could cause discoloration and is a normal wear & tear occurrence.